

2021-2022 PA Student Assistance Program Liaison Services

The Pennsylvania Department of Human Services and Department of Drug and Alcohol Programs collaborate to provide the Joint Quarterly Reporting System (JQRS) to collect data from agencies who provide SAP liaison services. As representatives of the county drug and alcohol (D&A) and mental health (MH) systems, professionally trained liaisons provide support to school SAP teams and families through community and/or school-based screenings/assessments and other services for drug and alcohol and/or mental health related concerns. Below is an overview of the data reported by 102 liaison providers and agencies for the 2021/22 school year.

Liaison Activity

55,057 School Consultations

54,411 Parent Discussions

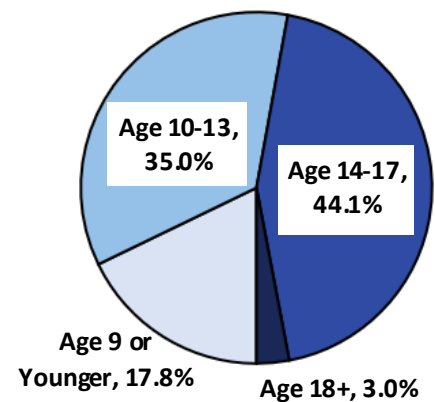
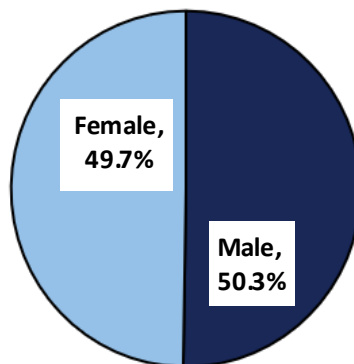
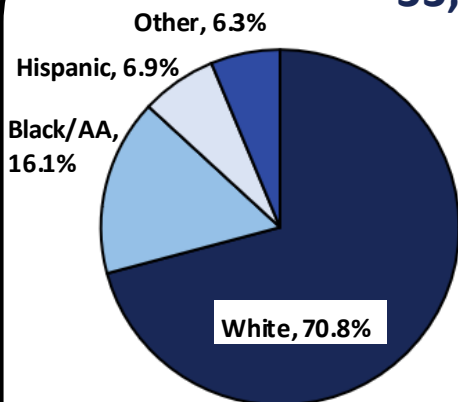
28,438 Team Meetings

Suicide Ideation Screening

In 2021-2022, a total of 16,308 students were screened or assessed for suicide ideation.

- 8.5% reported current or recent suicide ideation (past week)
- 24.6% reported a past history of suicide ideation
- 20.6% of students that reported current or history of suicide ideation also reported past history of suicide attempt

Screening and Assessment Demographics 33,199 screens and assessments



NOTE: Not all reporting agencies provide screening and assessment services and, of those who do, not all provide both screenings and assessments for all schools served. Due to variation in services provided by agency and by school, some students represented in these totals were both screened and assessed and some received only a screening or only an assessment.

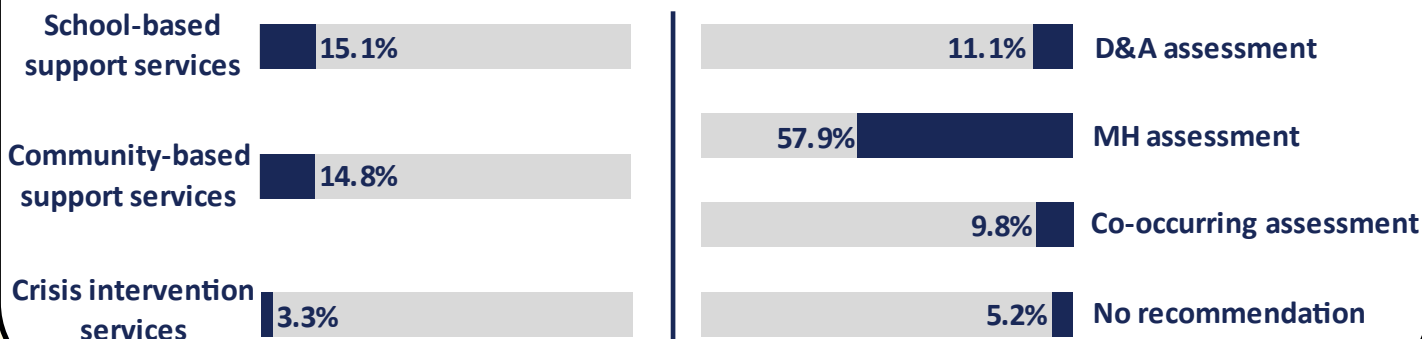
To learn more about SAP in Pennsylvania, visit <http://pnsas.org/>



2021-2022 PA Student Assistance Program Liaison Services

Screening Recommendations

Percent of 16,369 screenings receiving recommendation



Assessment Results

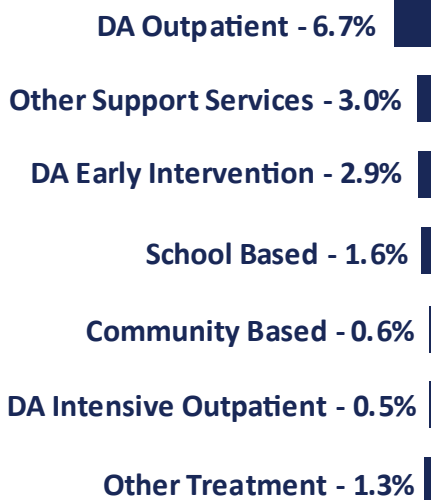
16,830 total assessments

12.5% D&A, 72.1% MH, 15.3% Co-occurring



Percent of total assessments receiving D&A or MH Referral


D&A Referral



Other Treatment - 1.3%

No Referral - 3.2%

MH Referral



Screenings and assessments may result in multiple recommendations and referrals, particularly with Co-occurring assessments. Because of this, percentages are unlikely to sum to 100%.